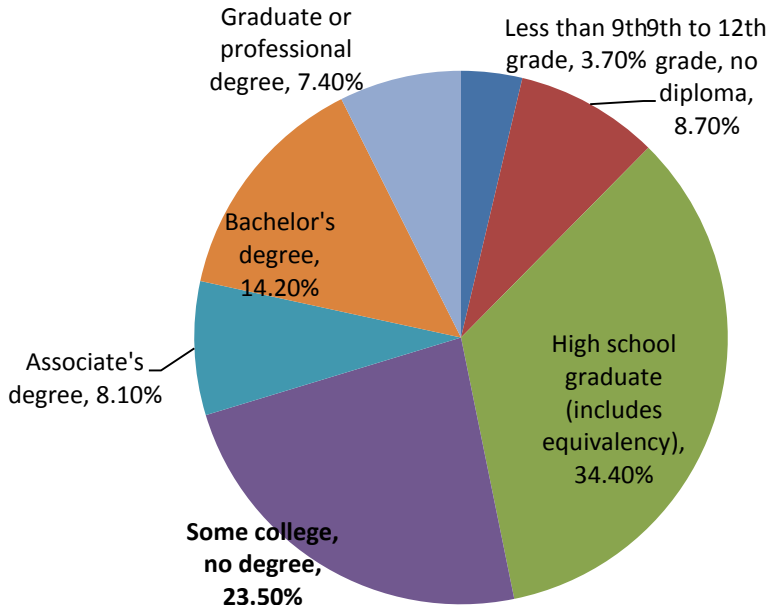
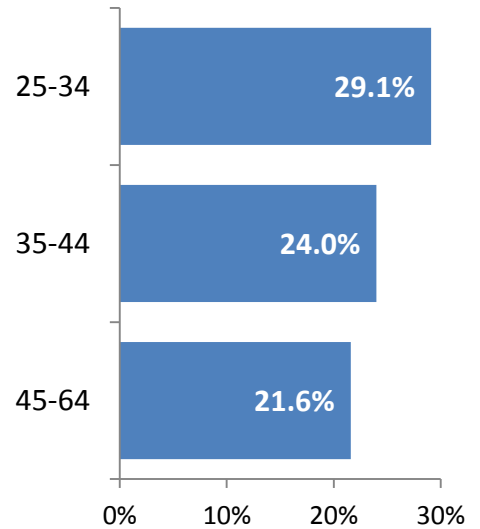


Floyd County, Indiana

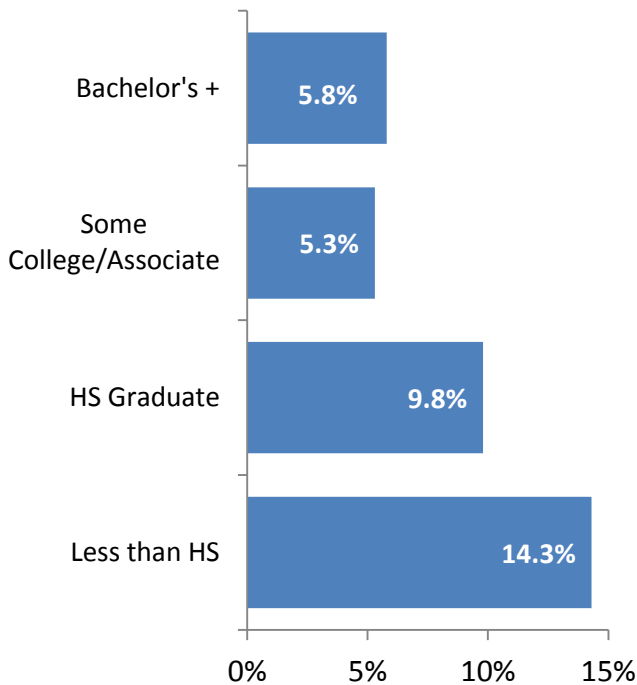
Educational Attainment, 2011



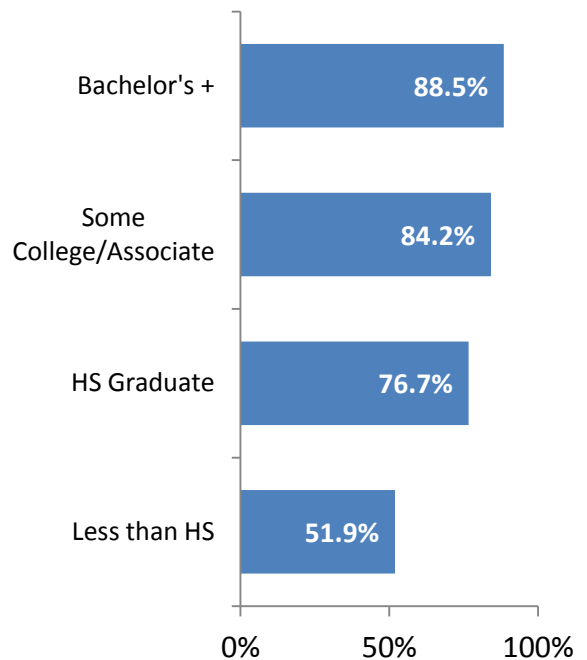
Attainment by Age – Bachelor's +



Unemployment by Educational Attainment



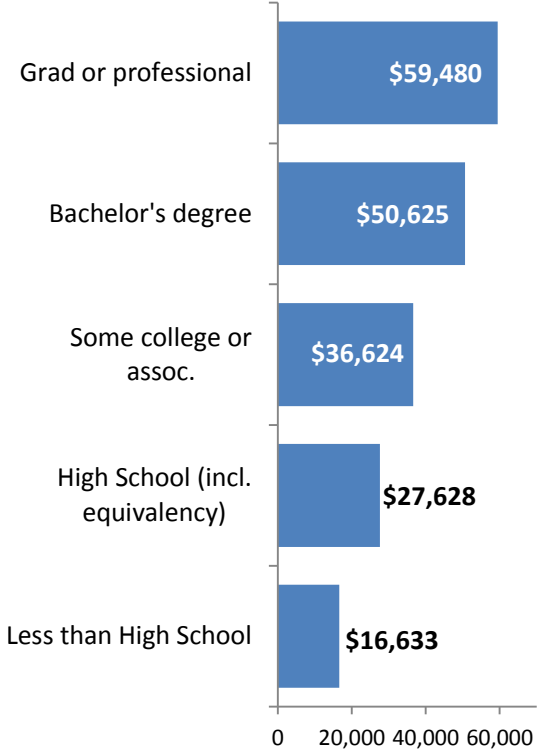
Labor Force Participation by Attainment



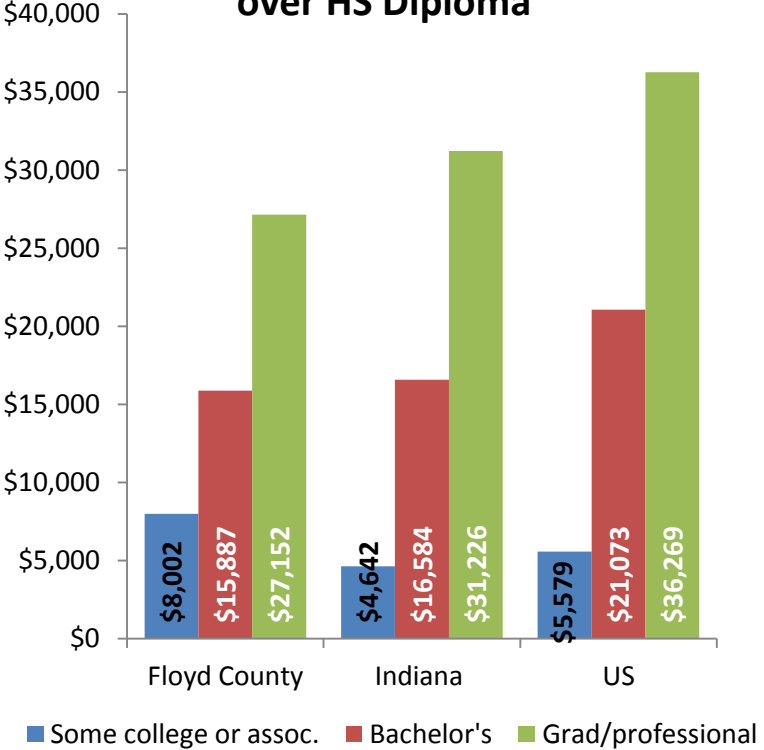
Prepared March, 2013

Floyd County, Indiana

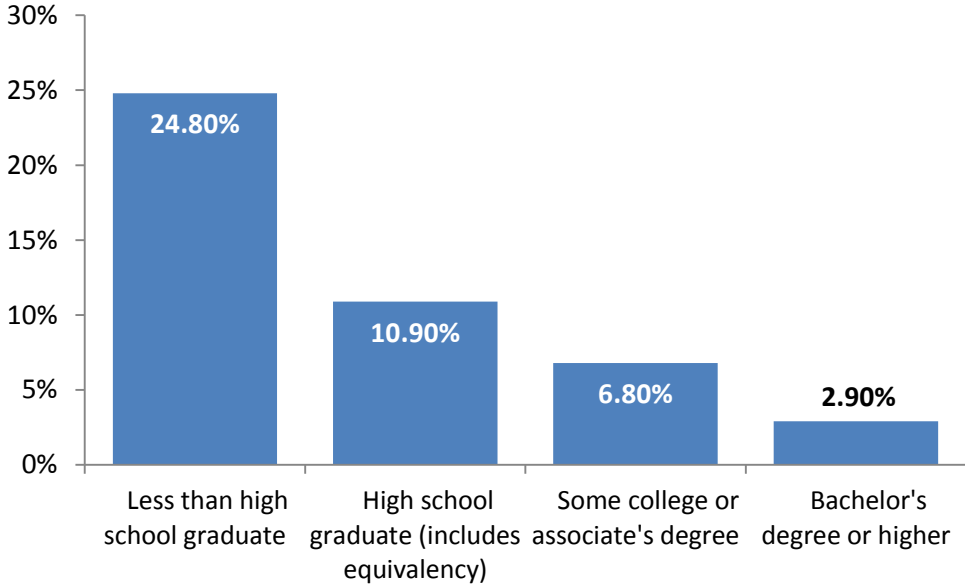
Median Earnings by Educational Attainment



Average Annual Earnings Premium over HS Diploma



Poverty Rate by Educational Attainment



Educational Attainment by Gender, Race/Ethnicity

	<High School	HS Graduate	Some College	Associate Degree	Bachelor's Degree	Graduate Degree
White Men	11.8%	33.5%	24.3%	9.1%	14.4%	6.8%
White Women	11.9%	35.8%	22.6%	7.1%	14.6%	8.0%
Black Men	16.3%	40.4%	22.8%	8.5%	5.1%	6.8%
Black Women	23.3%	15.6%	41.4%	8.0%	7.6%	4.0%

Source: US Census, ACS 2009-11 3-Year Estimates

Regional Public Higher Education Institution Completion Rates

	3-Year (CCs) and 6-Year Rates
Bellarmino University	65%
Gateway CYC	27%
Hanover College	63%
Indiana University – Bloomington	74%
Indiana University – Southeast	26%
Indiana Wesleyan University	67%
Ivy Tech – Columbus	10%
Ivy Tech – South Central	15%
Ivy Tech – Southeast	12%
Jefferson CTC	12%
Kentucky State University	23%
Northern Kentucky University	32%
Spalding University	63%
Thomas More College	50%
University of Louisville	48%

Source: NCES, IPEDS, 2011 Graduation Rate Survey